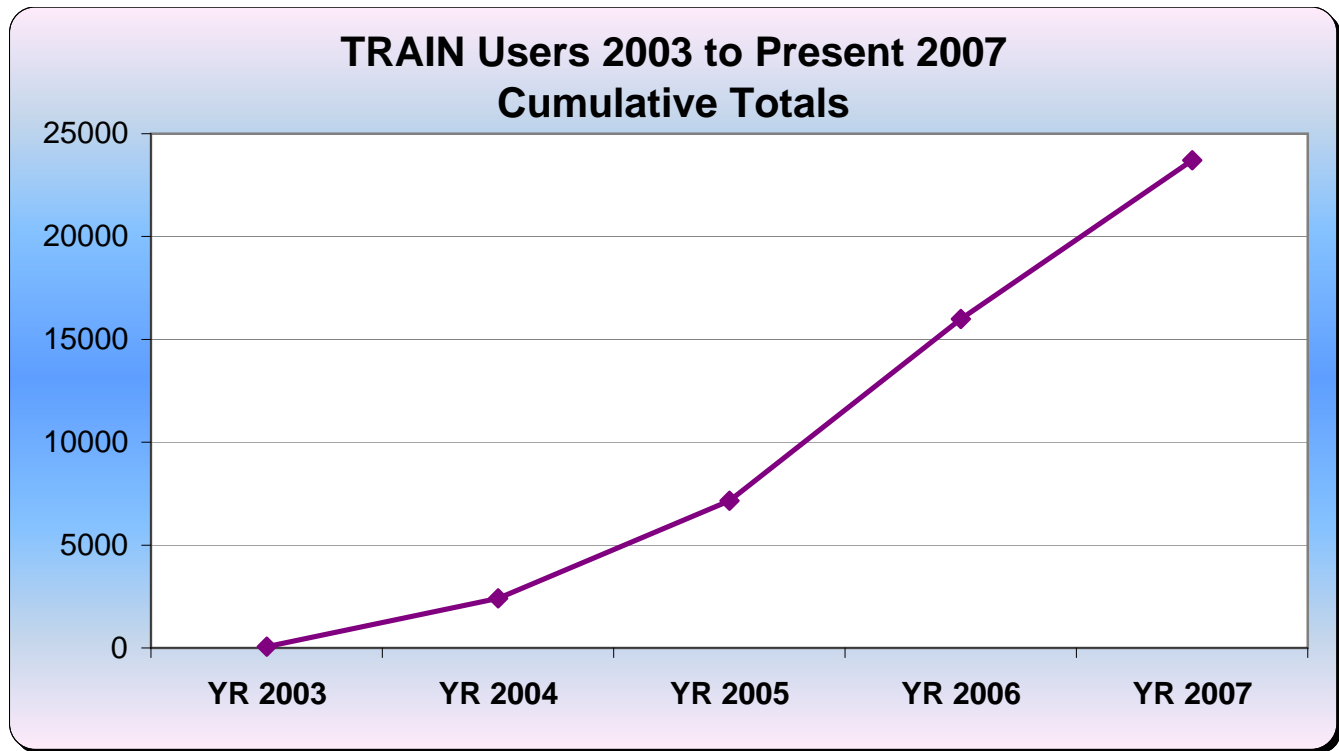


9/1/2010

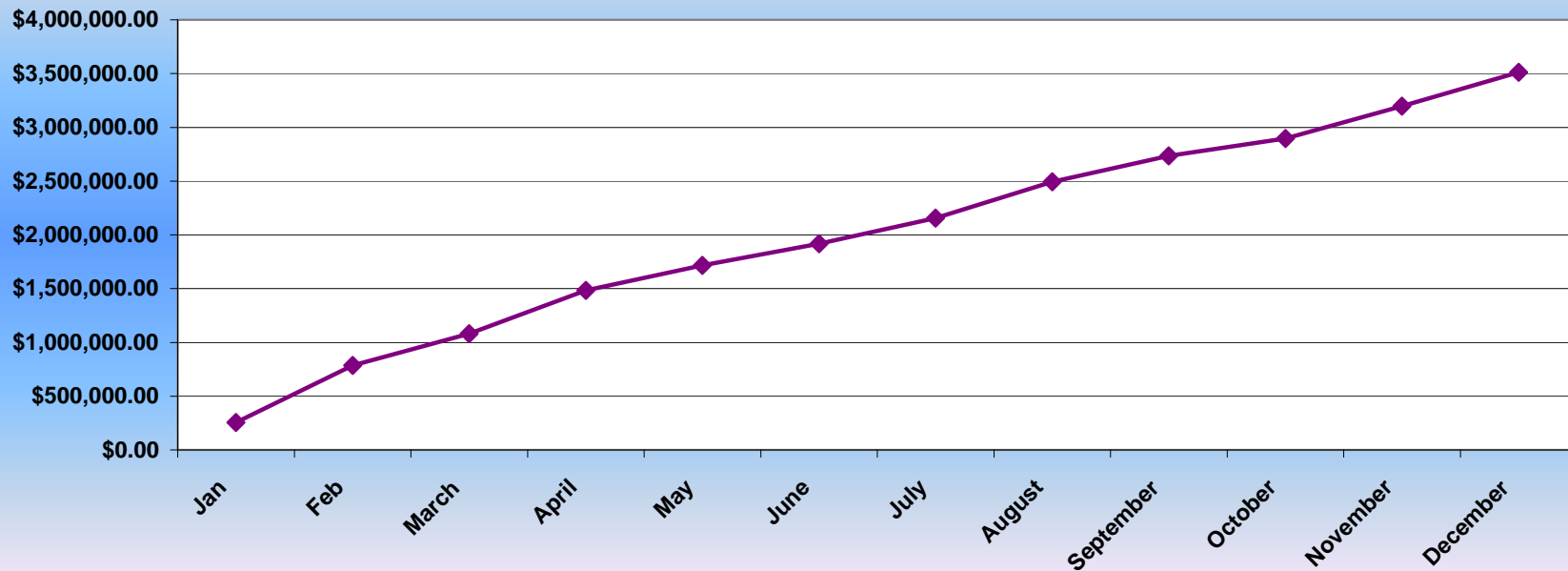
	# of USERS	Cumulative Total
YR 2003	59	59
YR 2004	2,352	2,411
YR 2005	4,741	7,152
YR 2006	8,833	15,985
YR 2007	7,718	23,703

As of 12/28/2007



	Dec-07				
Course Format	# Nurses	RN Savings	# Enviro	ENV Savings	Dec
Web Based	391	\$238,713.32	32	\$17,360.00	\$256,073.32
Videoconference	119	\$48,363.98	8	\$2,700.00	\$51,063.98
Satellite	9	\$5,044.68	3	\$1,492.50	\$6,537.18
TOTAL	519	\$292,121.98	43	\$21,552.50	\$313,674.48

2007 TRAIN Savings

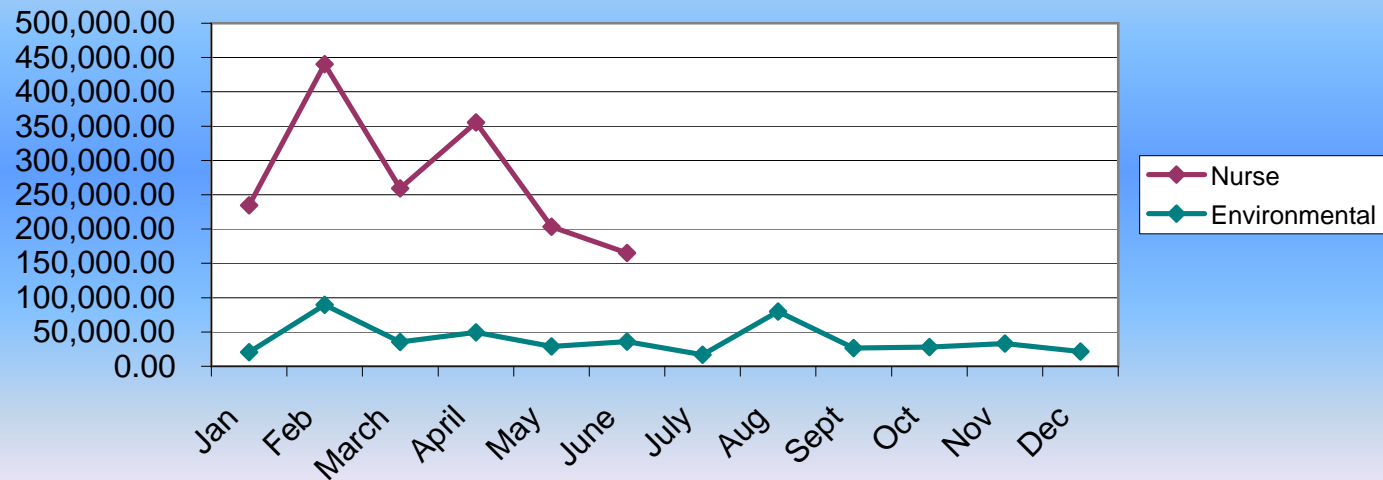


Month	Total Savings Per Month	Cumulative Total
Jan	\$254,972.98	\$254,972.98
Feb	\$529,871.78	\$784,844.76
March	\$294,599.92	\$1,079,444.68
April	\$404,868.28	\$1,484,312.96
May	\$232,635.14	\$1,716,948.10
June	\$200,799.72	\$1,917,747.82
July	\$239,334.90	\$2,157,082.72
August	\$337,777.06	\$2,494,859.78
September	\$239,694.12	\$2,734,553.90
October	\$161,832.62	\$2,896,386.52
November	\$300,951.90	\$3,197,338.42
December	\$313,674.48	\$3,511,012.90

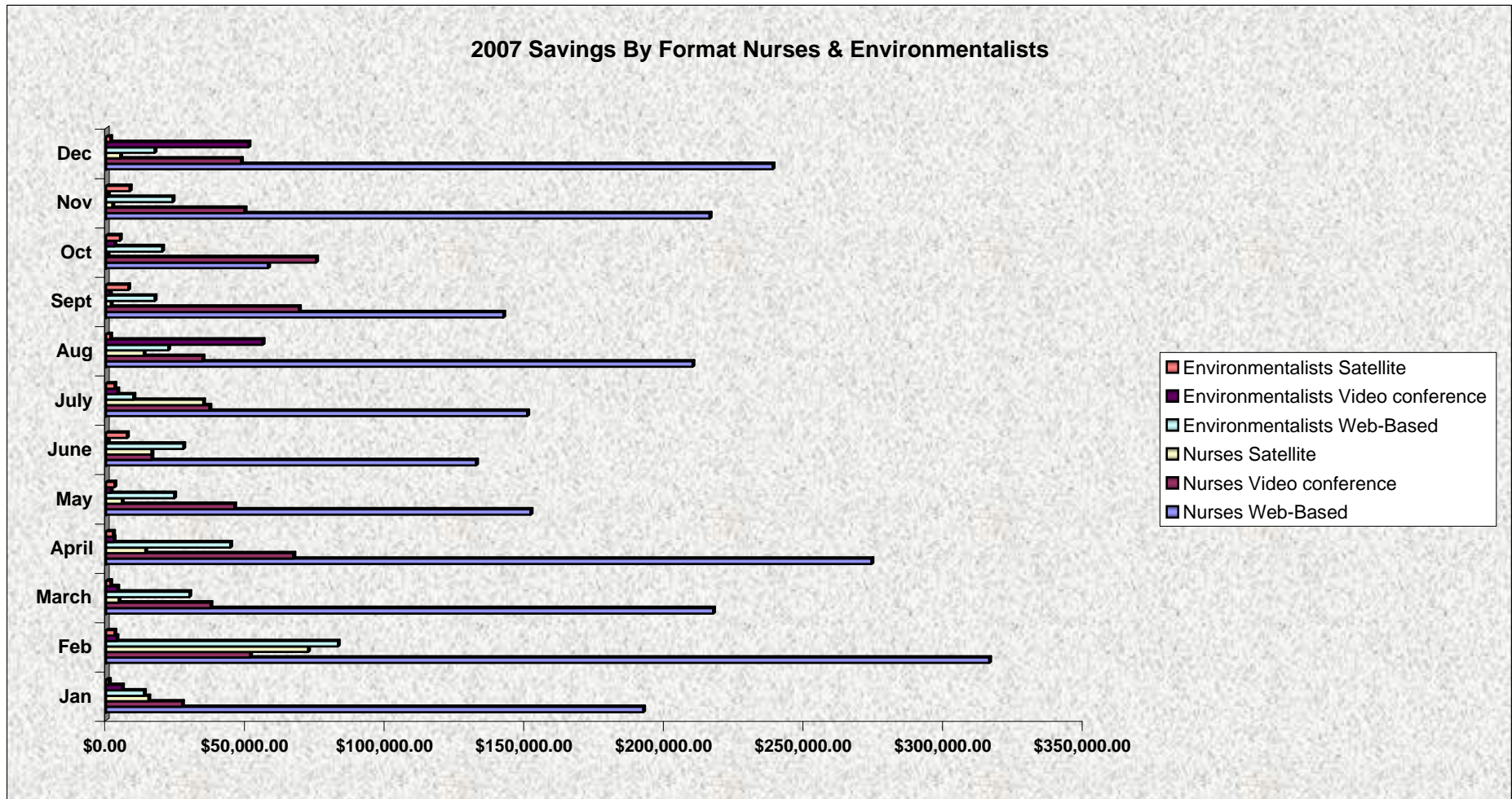
	Nurse	Environmental
Jan	234,677.98	20,295.00
Feb	440,171.78	89,700.00
March	259,219.92	35,380.00
April	355,195.78	49,672.50
May	203,550.14	29,085.00
June	164,994.72	35,805.00
July	222,534.90	16,800.00
Aug	258,017.06	79,760.00
Sept	213,024.12	26,670.00
Oct	133,747.62	28,085.00
Nov	267,949.40	33,002.50
Dec	292,121.98	21,552.50
	<u>3,045,205.40</u>	<u>465,807.50</u>

Grand Total: 3,511,012.90

2007 SAVINGS BY ROLE: NURSES & ENVIRONMENTALISTS



	Nurses			Environmentalists		
	Web-Based	Video conference	Satellite	Web-Based	Video conference	Satellite
Jan	\$192,313.80	\$27,230.14	\$15,134.04	13,562.50	5,737.50	995.00
Feb	\$316,249.36	\$51,615.34	\$72,307.08	83,002.50	3,712.50	2,985.00
March	\$217,345.12	\$37,390.64	\$4,484.16	29,837.50	4,050.00	1,492.50
April	\$274,123.48	\$67,059.30	\$14,013.00	44,485.00	2,700.00	2,487.50
May	\$152,019.48	\$45,925.46	\$5,605.20	24,412.50	1,687.50	2,985.00
June	\$132,482.84	\$16,256.80	\$16,255.08	27,667.50	675.00	7,462.50
July	\$150,798.44	\$36,984.22	\$34,752.24	9,765.00	4,050.00	2,985.00
Aug	\$210,018.88	\$34,545.70	\$13,452.48	22,242.50	56,025.00	1,492.50
Sept	\$142,251.16	\$69,091.40	\$1,681.56	17,360.00	1,350.00	7,960.00
Oct	\$57,999.40	\$75,187.70	\$560.52	20,072.50	3,037.50	4,975.00
Nov	\$216,124.08	\$49,583.24	\$2,242.08	23,870.00	675.00	8,457.50
Dec	\$238,713.32	\$48,363.98	\$5,044.68	17,360.00	51,063.98	1,492.50
	<u>2,300,439.36</u>	<u>559,233.92</u>	<u>185,532.12</u>	<u>333,637.50</u>	<u>134,763.98</u>	<u>45,770.00</u>



Regional Coord	REGION	Jan-07	Feb-07	Mar-07	Apr-07	May-07	Jun-07	Jul-07	Aug-07	Sep-07	Oct-07	Nov-07	Dec-07	TOTAL
T Massengill	Region 1	370	369	319	162	152	206	109	109	93	177	122	43	2,231
Donna Gregor	Region 2	180	136	395	186	140	214	57	223	128	200	100	64	2,023
SJ Best	Region 3	171	490	530	286	257	75	74	127	78	158	114	220	2,580
A Bray	Region 4	186	653	200	79	127	153	59	256	149	213	68	38	2,181
B Wetter	Region 5	105	171	235	111	124	242	89	241	65	126	191	106	1,806
S Canada	Region 6	169	275	372	88	195	255	103	145	121	282	151	64	2,220
L Saylor	Region 7	261	260	219	96	100	136	39	114	65	139	100	25	1,554
S Crain	Region 8	145	78	171	226	38	54	24	49	35	126	38	16	1,000
K Thomas	Region 9	102	67	165	221	142	286	82	121	72	276	135	51	1,720
Otto Rieck	Region 10	94	64	106	42	120	120	26	52	114	70	128	41	977
K Kakar	Region 11	110	147	358	176	178	162	50	156	89	253	194	104	1,977
J West	Region 12	82	131	122	72	75	86	28	99	40	85	50	39	909
M Mattox	Region 13	377	105	328	223	71	117	36	172	65	94	90	79	1,757
K Hembree	Region 14	75	114	96	90	102	125	47	89	61	86	74	47	1,006
???	Region 15	116	117	273	60	91	101	47	69	44	51	69	29	1,067
Q Jones	Region 16	67	81	107	36	104	148	16	118	54	80	63	25	899
GRAND TOTAL		2,610	3,258	3,996	2,154	2,016	2,480	886	2,140	1,273	2,416	1,687	991	25,907

Participant By All Roles & Formats Per Region Calendar Year 2007

